



Applications

- Wide stroke channel letters
- Shallow to medium box signs
- Small to medium cloud signs
- Applications starting at 2" | 50 mm depth



Ordering Information

Part number	White Color Temperature	Module Spacing (mm)	Number of Modules		Nominal Light Output (lm) *		
			per Foot	per Meter	per Module	per Foot	per Meter
LS-U450-65K-B150-A	6500K	150	2	6.6	50	100	330
LS-U450-50K-B150-A	5000K	150	2	6.6	47	94	310
LS-U450-40K-B150-A	4000K	150	2	6.6	47	94	310
LS-U450-30K-B150-A	3000K	150	2	6.6	44	88	290

* ±10%

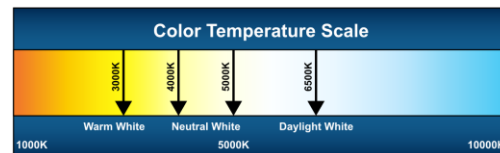

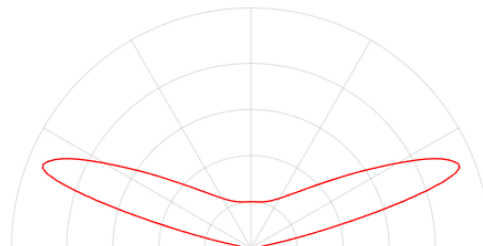


Product Ratings

Luminous Efficacy	104 lm/W @ 6500K
Wattage per Module	0.48 W Nominal 0.50 W Maximum
Input Voltage	12 V DC
Input Current	0.04 A/ module
Power Supply Loading	115 modules per 60W
Ingress Protection	IP68
Operating Temperature	-40°F to +140°F (-40°C to +60°C)
L70 Life time @ 60°C	50,000 hours
Warranty	5 Year limited

Luminous Intensity Distribution

400 Series Batwing Beam Pattern



Shipping Information

Module Type	Packaging Quantity			Carton Weight	Box Dimensions			Carton Dimensions			
	per Bag	per Box	per Carton		W	D	H	W	D	H	
	LS-U450-xxx-B150-A	100	500		2000	Modules					
	49.2	246	984	Feet	22.1	10.6	4.5	31.0	23.1	9.9	inch
	15	75	300	Meters	560	270	115	788	588	252	mm

Layout Guide*

Channel Depth (inch)	Single Row		Multiple Rows	
	Max. Stroke	Module Spacing	Row Spacing	Module Spacing
2	6	5	4.5	4.25
3	9	4.25	8	4.25

Channel Depth (mm)	Single Row		Multiple Rows	
	Max. Stroke	Module Spacing	Row Spacing	Module Spacing
50	150	125	115	110
75	225	110	200	110

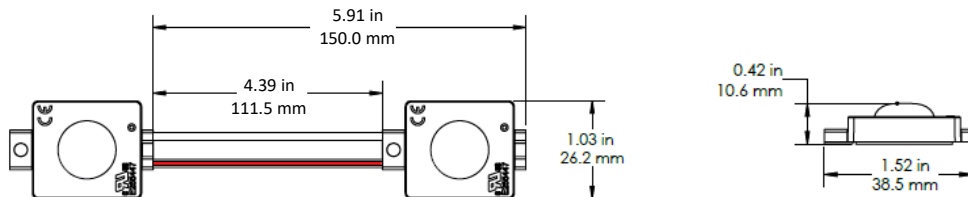
* Module spacing is defined to achieve a minimum of 600 lux for a single row or 800 lux for multiple rows at sign face (7328 white)

Power Supply Loading

	Module Type	LS-U450-xxx-B150-A			
		Power Supply	Max. # of Modules per Continuous String	Total # of Modules per Power Supply	Total # of Feet
UL CLASS 2	12 W	22	23	11.3	3.5
	15 W	28	28	13.8	4.2
	35 W	65	67	33.0	10.1
	60 W	110	115	56.6	17.3
	180 W*	110	345	169.8	51.8
UL CLASS 1	100 W	113	187	92.0	28.1
	150 W	113	281	138.3	42.2
	180 W	113	337	165.8	50.6
	220 W	113	412	202.8	61.8

Note: 1. The number of modules in each of the parallel strings should not exceed the specified maximum.
2. *3 – 60 Watt Channels

Dimensions



NOTES: WIRE IS 18 AWG / 0.82mm²
RED STRIPE (+), WHITE (-)



1. UL ONLY - These products are only suitable for connection to a UL rated Class 2 power source rated 12 Volt or less.
2. UL ONLY - These products are intended for use only when connected to a power source that complies with UL rated Class 2 voltage and energy limited circuit.
3. UL ONLY - When these units are connected to a UL rated Class 2 circuit, they are not to draw a total wattage of greater than the secondary or output rating of the UL rated Class 2 power supply.
4. These products may be secured in place in the end product by any means available.
5. These products are suitable for use in dry, damp, and wet locations. Not suitable for submersed applications.