


Product Portfolio

High-End UV-LED flatbed printers



Flatbed generation 4

Our company founders have been active in digital printing for 25 years. Indeed, they have been a shaping force. Their high aspirations have also shaped the company. And the market agrees: swissQprint is synonymous for precise, practice-oriented and reliable technology. Our Nyala model has been the leader in European UV inkjet printing for six years. Which gives us incentive to raise the bar a little higher with each machine generation - with an eye to keeping you ahead of your competition.



Step ahead

Impala 4 and Nyala 4 redefine premium quality with their resolution of up to 1350 dpi. Then there are new production modes that deliver increased output at top quality. This is thanks to the latest print head technology in combination with high-precision droplet placement perfected by swissQprint. Oryx 4 now comes equipped with high-performance print heads, making this machine almost 40% more productive than its predecessor. It is the entry-level model in a class of its own.




Unique vacuum system

All Generation 4 printers feature the unique Tip Switch Vacuum. 256 individually adjustable vacuum segments mean you can achieve the perfect vacuum for any substrate size. You can open or close segments quickly and easily. Even between media. And whatever its dimensions. Air leakage and masking are things of the past. The future is fine-tuned vacuum control and efficient working in a quiet environment. Because the vacuum pumps are pleasantly quiet. Power-saving, too.



Individual configuration

With a swissQprint flatbed printer you get the solution you need. And you can readily adapt the original configuration to new requirements. After all, our systems have always been modular. Generation 4 offers you a wide range of options. Talk to us about configuring the printer that is just right for you.



Nyala has been Europe's best-selling printer model in its class
for the past six years in a row.



Nyala 4

The European champion among flatbed printers

Nyala 4 is the symbiosis of premium print quality, multifunctionality and efficiency. No comparable printer offers better price/performance and more opportunities to stand out from the competition in terms of both quality and quantity.

3.2_m

Flatbed
3.2 × 2 m

206_{m²/h}

Productivity
Happy to work multiple shifts

1350_{dpi}

Resolution
Maximum quality

5

Colours in addition to CMYK
Custom-configurable



Impala 4

The perfectly proportioned power package

Choose the Impala 4 flatbed printer and you will get the highest print quality, versatility and performance. This machine achieves great things with the smallest possible footprint - both physical and environmental.

2.5 m

Flatbed
2.5 x 2 m

180 m²/h


Productivity
Ready at all times


1350 dpi

Resolution
Maximum quality

5

Colours in addition to CMYK
Custom-configurable







Oryx 4

The ideal printer for ambitious newcomers

Oryx 4 is the most performant entry-level flatbed printer out there. It outputs quality work at up to 90 m²/h. It offers nine freely configurable colour channels. And it is just as reliable, robust and low-maintenance as its siblings.

2.5 m

Flatbed
2.5 × 2 m

90 m²/h

Productivity
With high precision

1080 dpi

Resolution
Impressive print results

5


Colours in addition to CMYK
Custom-configurable



Nyala 4S

The output champion

This large format printer offers the speed solution for impressive mega posters, yet also produces crisp backlits. It delivers print results of a high standard, adapted to functional quality requirements, at a consistently fast tempo. And, best of all, across multiple work shifts.



3.2 m

Flatbed
3.2 × 2 m

370 m²/h

Productivity
Preferably 24/7

1080 dpi

Resolution
Top results

1


Colour in addition to CMYK
How about white?



Impala 4S

The throughput pro

It's ingenious how Impala 4S combines speed and print density. Fast delivery times are the speciality of this compact flatbed printer. Output quality is impressive even in the fastest mode. Impala 4S makes a great fit with any digital printing operation that needs high output and fast throughput.



2.5 m

Flatbed
2.5 × 2 m

317 m²/h

Productivity
Around the clock

1080 dpi

Resolution
High density

1

Colour in addition to CMYK
How about white?



**BUON
GIORNO**






Single or dual roll option

Films, banner, mesh or other roll stock up to 180 kg, swissQprint systems can handle them all - even the heat-sensitive ones thanks to LED curing. And that across the full printing width of 2.5 metres (Oryx / Impala) or 3.2 metres (Nyala). Setting up and changing rolls is easy, and once the job is started the machine continues working without supervision. When necessary, multiple colour layers can be applied in one pass for pinpoint registration.

The integrated spreading roller helps prevent crashes by smoothing the material before it runs crease-free over the print bed and is rewound cleanly on the opposite side. This already stable system has a controller that ensures a flawless print image by continuously regulating the tension. The spreading roller also serves to dissipate static charge from the material, aiding precise droplet placement.

With the dual roll option the printer processes two rolls up to 47 inches (Oryx/Impala) or 60 inches (Nyala) at once. You spotted it: this doubles productivity, whether you are processing two identical or different designs.








Board option

The swissQprint board option is the key to flawless printing on rigid media up to 4 metres long. It holds oversized panels firmly in place under full-power vacuum during the printing process. When the printing beam reaches the end of the table, a sophisticated feeding system takes over and advances the substrate automatically. Printing continues seamlessly as soon as the substrate is positioned exactly at the new zero origin.

The appeal of this process lies in a combination of absolute precision and high efficiency. The vacuum system assists you with positioning and moving: vacuum inversion creates a cushion of air so that materials weighing up to 100 kg literally float over the print bed, making it easy to handle the heavyweights.



22



+



22



21

3+1
free



21



20

Support-Hotline
+40 11 123 45 67



20



Restroom





Tandem

In tandem operation, machine and operator join forces for continuous, non-stop action: maximum productivity by the system, fitness training for personnel. The principle is straightforward: media can be loaded onto the printing table from both the front and rear. While printing is underway on one side, the operator loads the other side, and vice versa - so work continues without interruption.

The vacuum table has a front and a rear section. In addition, the Tip Switch Vacuum allows vacuum channels to be switched on and off segment by segment across both areas. Vacuum to the rear section can be shut off when normal jobs are being printed on the front section only - no masking needed.



With Tandem:
245 panels/hour

Without Tandem:
143 panels/hour

Practical test

Producing 700×1000mm panels on a Nyala 4 in speed mode.
Result: 71% higher productivity with Tandem.



Craft Beer

Craft Beer

since 2007

DARK
Regional

The delicious beer from the Rhine Valley

swiss print

Craft Beer

since 2007

DARK
Regional

The delicious beer from the Rhine Valley

swiss print




Tip Switch Vacuum

The vacuum table of the latest swissQprint generation is segmented into 256 parallel channels, each with its own vacuum switch controllable at the touch of a finger – this is Tip Switch Vacuum (patent pending).

You can close any segment quickly, easily and precisely: both on the left or right of the media, and in the gaps between individual boards or rolls. There is no air leakage and no need for taping. The vacuum exerts full power exactly where it should and reliably holds down substrates of any size. All the while, it works quietly and energy-efficiently because the vacuum pumps are underpressure-controlled.

To help you keep track, each Tip Switch has a green or red indicator to show whether its segment is open or closed. You save a lot of time by simply switching off particular zones instead of covering them. This also adds even more efficiency to the shadow file and step-and-repeat functions, as well as tandem printing.





**FOR
SALE**



Rob

The robot loads and unloads media onto swissQprint flatbed printers. Just a few simple steps and within ten minutes Rob is docked to the printer and ready to go. Another few mouse clicks to set up the job and then things can get started - without headaches or additional effort. Because this is where the output software takes over. It communicates both with trainable Rob and the printer.

The operator can easily switch to other tasks in the meantime, or even go home for the evening. Rob and the printer handle the extra shift all by themselves. Rob is ready for action 24 hours a day, 7 days a week. He takes care of routine work - with consistent precision and high efficiency.

Rob gets even higher utilisation out of every swissQprint machine. Customers benefit from shorter delivery times, while providers earn higher returns.



Colours

9 colour channels available



UV inks

Depending on your application focus, different ink sets are available. Graphic ink sets typically bond on acrylic, aluminium composite panels, wood, banners, polyester, polycarbonate, polystyrene, (rigid foam) PVC, vinyl films, flexible foam panels and numerous other media. For specialised printing on glass or metal, there are ink sets available with optimised properties.

We attach great importance to the environmental and health ramifications in the formulation of our inks. swissQprint offers ink sets that are VOC and NVC free. They are also Greenguard Gold certified, which means that they meet strict criteria. Accordingly, the printed products are fine for use in schools and healthcare facilities. An opportunity for you to target new segments.

You can rely on consistent ink quality because our in-house ink lab tests every batch before it is despatched to customers.





Light colours

Light cyan, light magenta and light black reproduce natural skin tones, subtle gradients and shading. For fine art productions that live up to their name.



White, varnish, primer

White, as a base layer or printed selectively, is a highlight with transparent and dark media. Effect varnish, applied partially or across the whole substrate, produces visual and tactile experiences. Primer applies the foundation for printing onto glass and metal.



Process colours

Inkjet printing is as colourful as the world around us. The systems' CMYK standard is expandable, either when a printer is initially equipped or later when the requirements change. Nine freely configurable colour channels are available.



Orange

Orange significantly expands the colour gamut in orange and red tones. This helps to reproduce corporate colour even more accurately.



Neon

Attention grabbers: neon yellow and neon pink give printed materials that sensational look. And they are fluorescent in black light.

swissQprint Greentech

Economic printing with a clear conscience

swissQprint users generate high value while keeping their ecological footprint small. That's because we see equal importance in maximum customer benefit and environmental protection.

Profitable LED technology

LED curing is cool. This means heat-sensitive media can join the portfolio and open up lucrative markets. LED lamps are always ready to go, with neither a warm-up nor a cool-down time. In addition, they are mechanically robust and maintenance-free. LED also pays dividends due to high system availability and low maintenance requirements.



Economical and environmentally friendly

With swissQprint, you can print with a clear conscience, keeping the environmental footprint small: no ozone, barely any rejects or waste, and modest maintenance requirements.



Certified energy efficiency

swissQprint LED systems are all proven to be highly energy efficient (ISO 20690:2018). As an owner, you can not only reckon with low operating costs but also look forward to conserving valuable resources.

Features

Extras elsewhere, but standard from swissQprint



Cutting channel

The print bed incorporates a cutting channel that provides a defined trimming edge. So, out with the cutter and slice it through. The printed roll is cleanly detached, ready for finishing and delivery. And the rest is ready for the next job.




PSD compliant

swissQprint large format printers comply with the Fogra PSD. They can integrate with a PSD workflow and deliver constant print quality with faithful colour results.


Media diversity

Acrylic, aluminium composite panels, wood, banners, polyester, polycarbonate, polystyrene, (high-density) PVC, flexible foam panels, glass and metal - all routine work with swissQprint. Printing onto difficult, heat-sensitive materials such as textiles, films and paperboard is equally stress-free.



Features

Extras elsewhere, but standard from swissQprint





Registration pins

They are set in no time and help to make full and efficient use of the print bed: the swissQprint registration pins. Pegged onto a fine grid, they provide precise mechanical anchors on each side of the print bed. For any format and multiple copies.

Resume printing after a crash


Despite all precautions, there has been a crash, and that on the final few metres? It's not the end of the world. Via the output software, the operator resumes printing at the exact point where it stopped - and saves the day.






Light curtain

Should something or someone breach the light curtain at the beam, the print head carriage slows down to warn as well as protect the operator. Meanwhile, printing continues. There is no loss of time or material.



Crash Sensors

Crash Sensor Technology prevents damage and rejects if the material thickness was entered incorrectly or corners on the medium are sticking out, for instance. The print head carriage stops if there is a hazard, and later continues at the exact pass position.



Simple series printing

Printing a series of identical or different subjects with no additional RIP process? Nothing could be simpler with the 'step and repeat' and 'shadow files' functions included in the output software. Just select the files, enter the number of repetitions desired, and off it goes.

Applications

Amazing things made easy


Multilayer printing

Transparency can be highly effective: multilayer printing comprised of process colours, foundation layer, blocking layer, foundation layer, and process colours again. And it is so easy to achieve. The layers are printed in one pass, by the way. So they overlap exactly - no chance of bleed-through.



Effect varnish

To lend printed items that certain extra, there is effect varnish. The scope is vast: printed selectively or across the whole expanse, as a light or heavy layer, with a matte to high-gloss finish - everything is possible. Then there is ink layering, which is able to produce Braille text and relief prints.




droptix

3D visual effects on transparent media make an excellent eye-catcher. They are produced by printed lenses that work like a magnifying glass. The swissQprint Kea software assists with data preparation.

Flip - double-sided printing

You can produce double-sided prints with pinpoint registration in no time, even on inaccurately cut media. The swissQprint registration pins and the flip function give you perfect front-to-back registration, saving lots of time and waste.



The trick: simply register the same edge of the front and backside.

Technical specifications

Dimensions	Oryx	Impala	Nyala
Flatbed, full bleed ¹	2500 × 2030 mm		3200 × 2030 mm
Clearance	maximum 50 mm		
Substrate weight	maximum 100 kg/m ²		
Roll width	maximum 2500 mm		maximum 3200 mm
Roll weight	maximum 180 kg / dual roll 100 kg each		
Roll diameter	maximum 360 mm		

Equipment/Options

Curing	UV LED		
Roll to roll option	2500 mm × endless		3200 mm × endless
Dual roll option	2 × 1200 mm × endless		2 × 1524 mm × endless
Board option with extension tables	2500 × 4000 mm / max. 100 kg		3200 × 4000 mm / max. 100 kg
Tandem function	standard		
Print area, Tandem each zone ¹	2500 × 1015 mm		3200 × 1015 mm
Tip Switch Vacuum	standard		

Colours

Colour channels	maximum 9		
Print heads	maximum 9		maximum 18
Print heads per channel	1		1 or 2 / S models: 2
Light cyan, light magenta, light black ²			✓
White			✓
Varnish ²			✓
Primer ²			✓
Orange ²			✓
Neon ²			✓

Inks

Integrated ink supply	CMYK, orange in 5 litre containers/white, varnish 5 or 1 litre containers/neon, primer 1 litre container		
UV-curable inks			✓
Solvent-free (no VOCs)			✓
Greenguard Gold certification ³			✓
White feed and maintenance system	fully automated		
Indoor and outdoor applications ⁴			✓

¹ In most print modes

² Not for S models

³ Standard inks

⁴ Neon: only for indoor applications

Resolution	Oryx	Impala	Nyala
Addressable resolution	up to 1080 dpi	up to 1350 dpi ²	
Visual resolution	up to 2160 dpi	up to 2540 dpi ²	

Dimensions and weight

Dimensions (L × W × H)	2.51 × 5.04 × 1.42 m	2.51 × 5.72 × 1.42 m
Weight	1300 - 1600 kg	1400 - 1800 kg
Safety standards	meets industry standards	

Installation environment

Power supply	3 × 400 V, 3L+N+PE (50/60 Hz) 3 × 480 V, 3L+N+PE (60 Hz) 3 × 208 V, 3L+PE (50/60 Hz) excellent energy efficiency according to ISO 20690:2018
Temperature range	+20 °C to +30 °C
Relative humidity	40 % to 80 % non-condensing



First-class heritage For precision, reliability and durability

swissQprint large format printers contain 100 percent Swiss engineering and mechanical build quality. The development department works right next door to where our production team assembles each printer by hand. Out of some 2200 individual parts, over 90 percent come from Switzerland. Because over 80 percent of our 200 suppliers are Swiss companies, most of them also based in our region.





Single source swissQprint delivers comprehensive and reliable solutions

Each element of a swissQprint system is carefully matched to the cleverly thought-out whole: from the mechanics to the control system and the output software. This is because our engineers at the headquarters work hand in hand. Furthermore, we operate an in-house ink laboratory that is the interface to our ink suppliers. This ensures that the inks keep pace with our developments and perform consistently.



At home worldwide swissQprint is represented around the globe

Our subsidiaries and sales partners speak your language and support you in every way. Thanks to local warehouses you can rely on fast delivery of consumables and spare parts. All technicians undergo thorough training at swissQprint headquarters. You can therefore count on professional maintenance of your printer and spot-on assistance with both technical and application queries.

Visit the swissQprint showroom nearest to you.



- swissQprint headquarters/subsidiaries
- Official sales and service partners

swissQprint

info@swissqprint.com

www.swissqprint.com



Subject to technical change. Images are not colour binding. Photos and graphics are copyrighted.
The Karibu design is registered (Modèle déposé) and a patent for the Tip Switch Vacuum is pending.
swissQprint is a registered trademark. ©swissQprint 09-2021